


- Assemble the rocker arm assembly installing the rocker arms and supports in the original positions as removed coating all components with clean engine oil. Hold components in place with rubber bands.




DE529

## Installing


■ **NOTE:** The flywheel end of the camshaft includes a bolt-on eccentric to drive the lift pump. If the eccentric has been removed, install and tighten the cap screw to 59 ft-lb.

- Coat the camshaft journals, lobes, and camshaft bores in the cylinder head with clean engine oil; then carefully insert the camshaft into the cylinder head being careful not to nick or jam journals or journal bores.

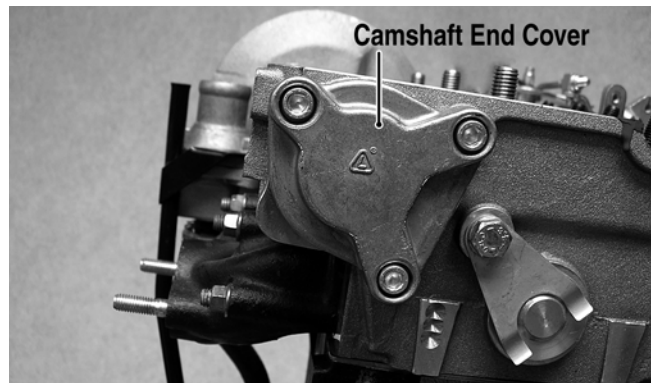


DE525

- Install the lift pump eccentric bushing onto the camshaft; then install the camshaft end cover using a new O-ring. Tighten the cap screws securely.




DE540A



DE297A

- Insert the lift pump push rod and engage the eccentric bushing; then using a new sealing ring, install the lift pump and tighten the mounting nuts securely.

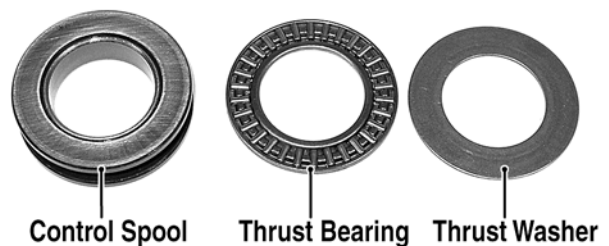


DE540B



DE530

- Place the control spool, thrust bearing, and thrust washer into the governor flyweight assembly; then using a rubber band, secure the weights around the control spool.



DE278A