


OIL FILTER ROTOR CLEANING

NOTE:


Clean the oil filter rotor before adding oil.

Remove the right crankcase cover (page 8-3).



Remove the oil filter rotor cover and clean the rotor.

Make sure that the rotor cover gasket is in good condition and install the oil filter rotor cover.



OIL FILTER ROTOR COVER

OIL FILTER ROTOR

Install the dowel pins and gasket.

Install the right crankcase cover (page 8-14).


Adjust the rear brake pedal height (page 3-13).

Adjust the clutch lever free play and check the clutch operation (page 3-16).

Fill the crankcase with the recommended oil (page 2-2).

CONTROL CABLE LUBRICATION

Periodically disconnect the throttle, clutch and parking brake cables at their upper ends. Thoroughly lubricate the cables and their pivot points with a commercially available cable lubricant.



DOWEL PIN

GASKET