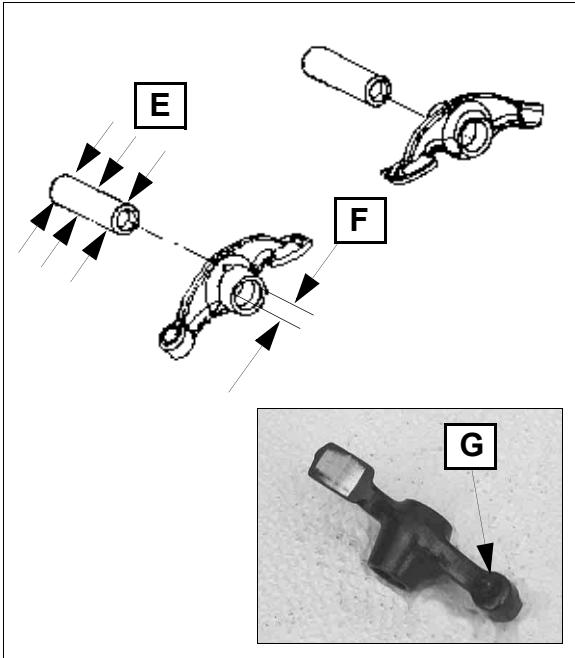



# ENGINE / TRANSMISSION

4. Measure O.D. of rocker shaft in 3 places (E).
5. Measure I.D. of rocker arm (F) and compare to specification.
6. Inspect rocker adjuster screws (G) and the end of the valve stems for wear, pitting, or damage to threads of the adjuster or locknut. Replace all worn or damaged parts.  
NOTE: Adjuster face is hardened and cannot be ground or refaced.



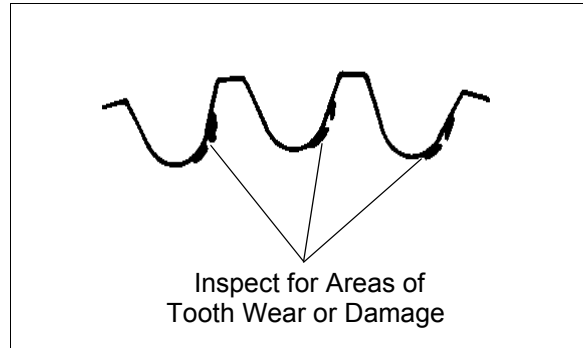
## Camshaft Removal

1. Rocker arms must be removed from cylinder head to remove the camshaft.
2. Slide camshaft out left side of cylinder head.




## Camshaft Inspection

1. Inspect cam sprocket teeth for wear or damage.



Measure height of each cam lobe (H) using a micrometer. Replace cam if worn below minimum height. Compare to specification. Check bearings for wear, roughness, or damage.



**Cam Lobe Height (50cc & 90cc)**  
**Intake**  
Std: 1.047" (26.60 mm)  
Limit: 1.031" (26.20 mm)

**Exhaust**  
Std: 1.039" (26.40 mm)  
Limit: 1.024" (26.00 mm)

2. Thoroughly clean the cam shaft to be sure all oil passages are clear.

Replace camshaft if damaged or if any part is worn excessively.