



DSC02285




DSC02286

30. Install the four copper washers, four flange nuts, and two cap screws. Tighten the nuts to specifications; then tighten the cap screws to specifications.



DSC02066

31. Remove the cap screw from the chain tensioner body. Account for the spring and the washer.



DSC02291


32. Depress the ratchet and retract the rod; then install the chain tensioner body to the cylinder. Tighten the two cap screws to specifications.



DSC02293



DSC02294



DSC02070