


## SWINGARM


### REMOVAL

Remove the rear wheel (page 14-3)


Remove the two SH bolts and drive sprocket cover and spacer.



Remove the drive sprocket bolt, washer and drive sprocket.



Remove the bolts and inner fender.



Remove the screws and brake hose guides.

